

A Neighbourhood Plan for Biggleswade - Your Views Matter

331

Responses

38:57

Average time to complete

Active

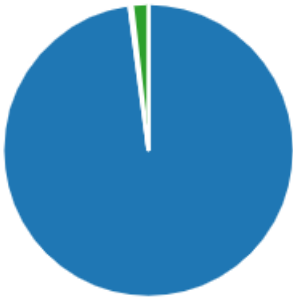
Status



Ideas

1. [T1] TOWN CENTRE The town centre has been at the heart of Biggleswade for centuries. Historically it has been the place where the people of Biggleswade and surrounding parishes meet and shop. But the way we use the town centre is changing. Changes to the way we work and shop, with increasing use of the internet and out of town retail parks all play their part. There are no easy solutions but other towns have dealt successfully with these issues and we will learn, develop and adopt the right policies for the future through the Neighbourhood Plan. We would like to know your views on Town Centre issues and how important it is for these to be included in the Neighbourhood Plan. Is it important for the Neighbourhood Plan to include Town Centre issues?

Yes	324
No	1
Maybe	6



2. [T2] Where do you do your main grocery shopping?

Town Centre	180
Out of Town Centre	108
Online	32
No Preference	11



3. [T3] How often do you visit Biggleswade Town Centre?

4-7 days per week	98
2-3 days per week	117
Once per week	67
Less than weekly	36
Less than monthly	9



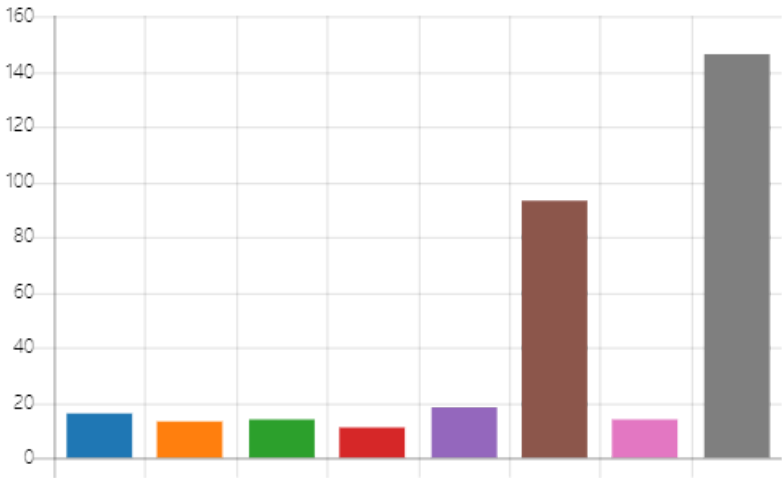
4. [T4] How often do you visit the A1 Retail Park?

4-7 days per week	7
2-3 days per week	48
Once per week	86
Less than weekly	129
Less than monthly	60



5. [T5] Which is your preferred day of the week to visit Biggleswade Town Centre?

Monday	16
Tuesday	13
Wednesday	14
Thursday	11
Friday	18
Saturday	93
Sunday	14
No preference	146



6. [T6] Why is that your preferred day of the week to visit Biggleswade?

228
Responses

Latest Responses

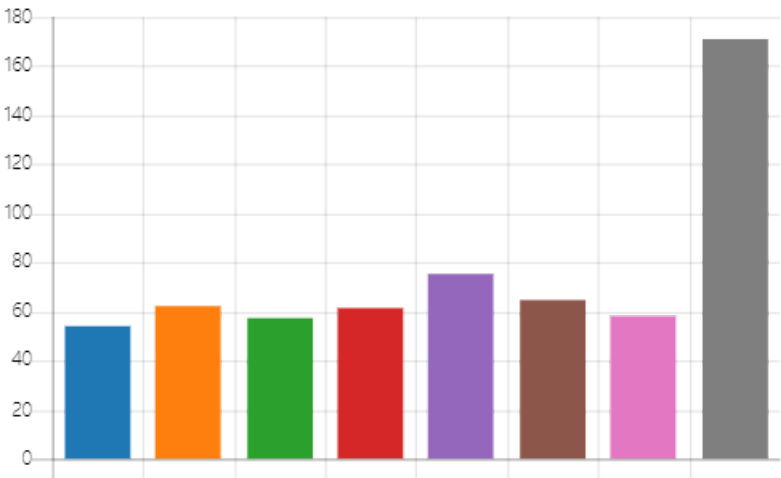
"Fits around work pattern & like the market "

"I have the time to visit at any time and prefer to avoid Saturdays"

"Because i don't work on a Friday!"

7. [T7] Which other days of the week do you visit Biggleswade Town Centre?

Monday	54
Tuesday	62
Wednesday	57
Thursday	61
Friday	75
Saturday	65
Sunday	58
No preference	171



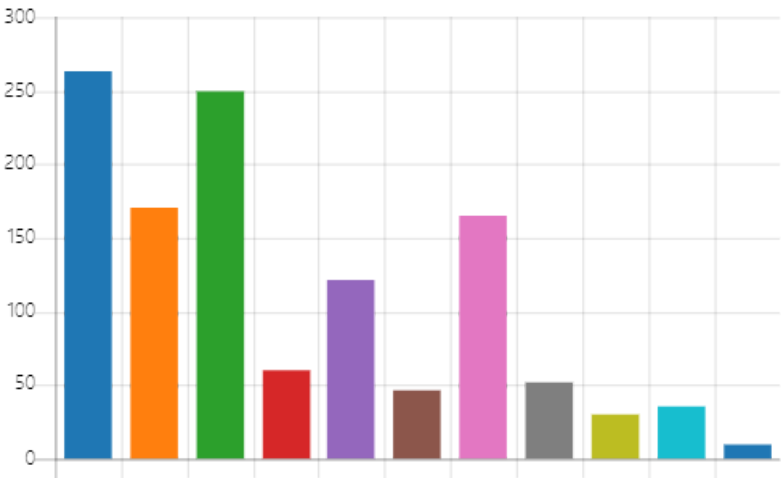
8. [T8] What time of the day do you visit Biggleswade Town Centre?

Morning	151
Afternoon	117
Evening	68
No preference	105



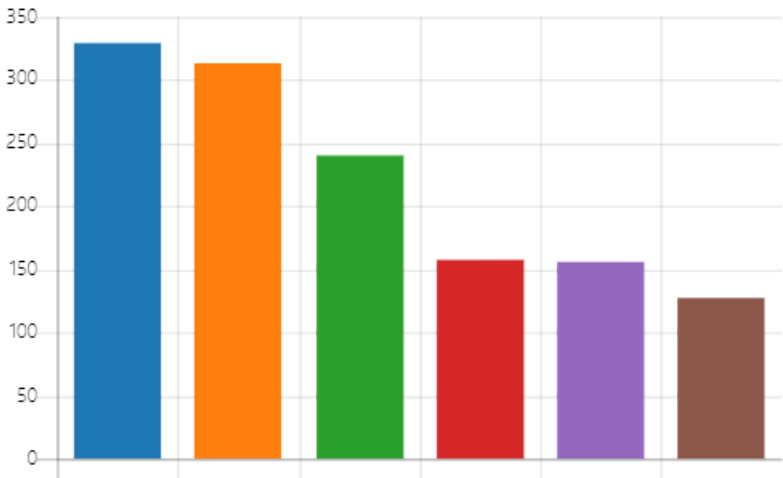
9. [T9] What do you use Biggleswade Town Centre for?

Shopping	263
Services	171
Food and Drink	249
Entertainment	60
Markets	121
Leisure	46
Socialising	165
Commuting	52
I work there	30
I live there	35
Other	10



10. [T10] Which areas do you consider to be part of the Town Centre?

Market Square	330
High Street	314
Hitchin Street	240
Bonds Lane	157
Church Street	156
Shortmead Street	127



11. [T11] Which other areas do you consider to be part of the Town Centre?

130
Responses

Latest Responses

12. [T12] What types of shops or services would you like to see in the Town Centre in the future?

268
Responses

Latest Responses
"Party shop"

13. [T13] Do you agree with Town Centre shops being converted to residential units?

Yes	16
No	249
Maybe	62



14. [T14] Do you agree with space above Town Centre shops being converted to residential units?

Yes	201
No	42
Maybe	87



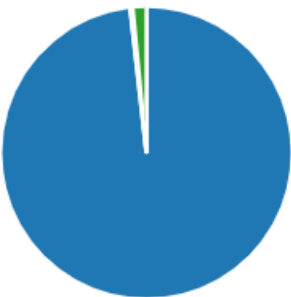
15. [T15] Please use this space to add any additional comments about Town Centre planning issues

165
Responses

Latest Responses

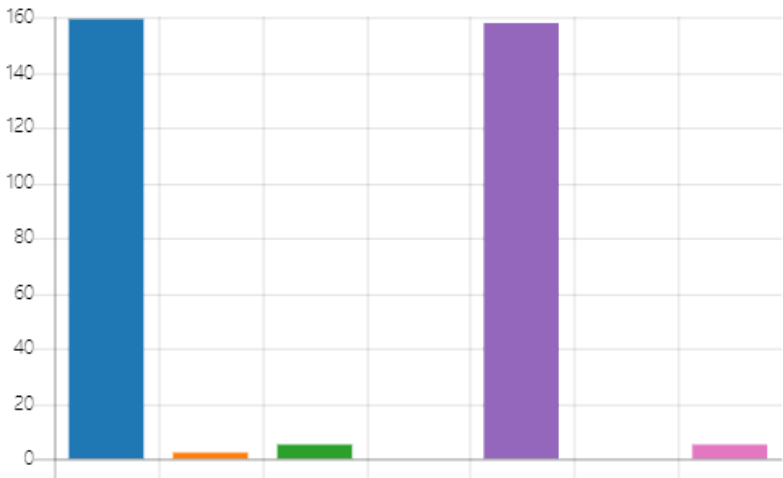
16. [P1] TRANSPORT AND PARKING As the town continues to grow, the demands on transport infrastructure and parking also continue to grow. Public transport networks are important to people who live in, work in and visit town centres as well as travelling further afield. Good transport links are essential for commuters accessing the rail network via Biggleswade Station. Provision of sufficient, well managed parking spaces is also vital for the commercial viability of town centre businesses. We would like to know your views on Transport and Parking issues and how important it is for these to be included in the Neighbourhood Plan. Is it important for the Neighbourhood Plan to include Transport and Parking issues?

Yes	325
No	1
Maybe	5



17. [P2] How do you most frequently travel to Biggleswade Town Centre?

On foot	159
By bus	2
By bicycle	5
By motorbike	0
By car	158
By train	0
Other	5



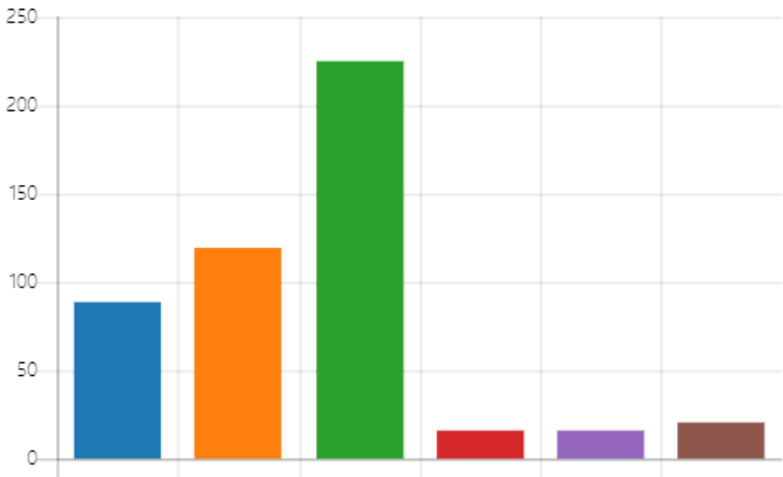
18. [P3] Based on this method of transport, how long does your journey normally take?

0 to 5 minutes	82
5 to 10 minutes	166
10 to 20 minutes	66
20 to 30 minutes	13
More than 30 minutes	1



19. [P4] If you drive to the Town Centre, where do you park?

On street parking	89
Public car park	119
Supermarket car park	225
Station Car Park	16
Private Space	16
Other	20



20. [P5] If you drive to the Town Centre, how easy is it to find a parking space?

Very Easy	28
Easy	150
Difficult	106
Very difficult	26



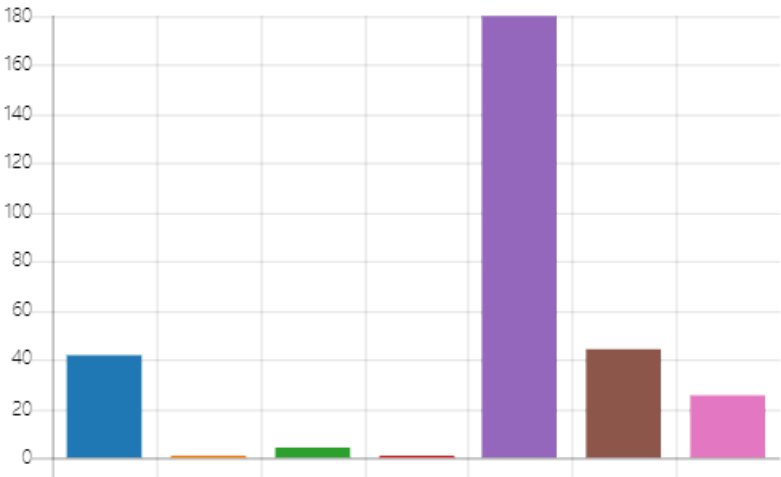
21. [P6] If you drive to the Town Centre, how long do you normally park for?

Up to 1 hour	109
Up to 2 hours	165
Up to 3 hours	19
Up to 4 hours	1
More than 4 hours	14



22. [P7] How do you most frequently travel to get to your main place of work or place of study?

On Foot	42
By Bus	1
By Bicycle	4
By Motorbike	1
By Car	180
By Train	44
Other	25



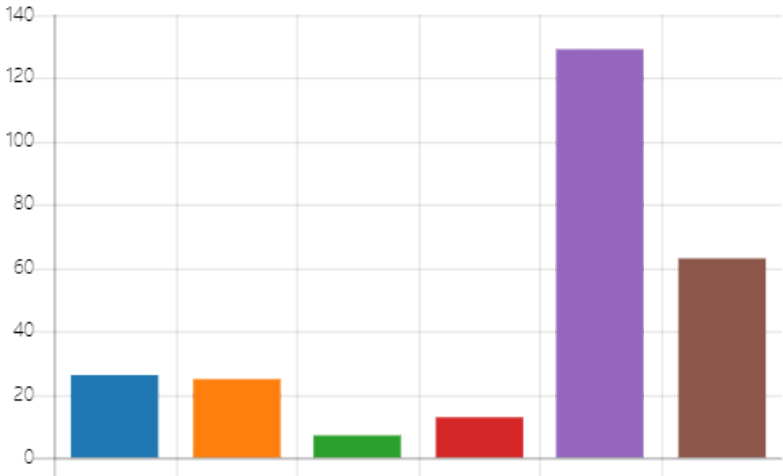
23. [P8] Based on this method of transport, how long does your journey normally take?

0 to 5 minutes	33
5 to 10 minutes	53
10 to 20 minutes	43
20 to 30 minutes	40
More than 30 minutes	116



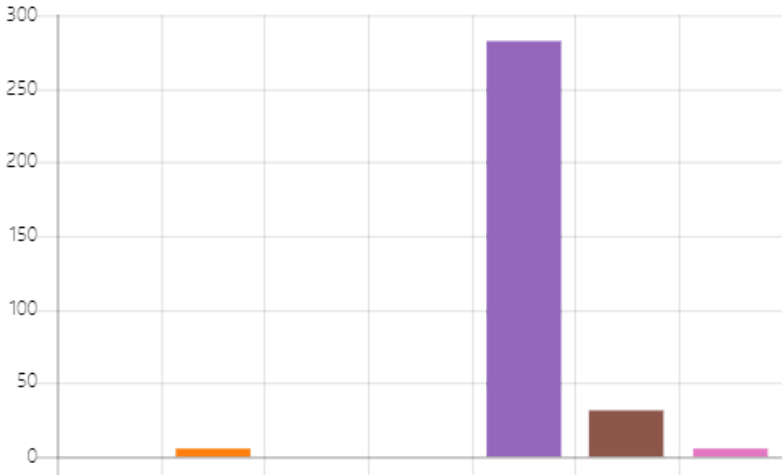
24. [P9] When you reach your main work or study destination, where do you park?

On street parking	26
Public car park	25
Supermarket car park	7
Station car park	13
Private space	129
Other	63



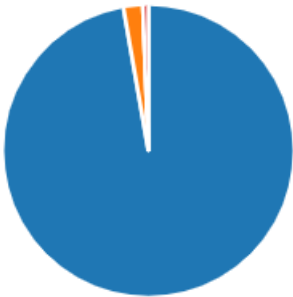
25. [P10] When you travel outside Biggleswade what is your most frequent method of transport?

On Foot	0
By Bus	6
By Bicycle	0
By Motorbike	0
By Car	282
By Train	32
Other	5



26. [P11] How long has it been since you last travelled by car?

Less than a week	316
Less than a month	7
Less than 6 months	0
More than 6 months	2



27. [P12] How long has it been since you last travelled by bus?

Less than a week	21
Less than a month	38
Less than 6 months	56
More than 6 months	213



28. [P13] How long has it been since you last travelled by train?

Less than a week	95
Less than a month	87
Less than 6 months	89
More than 6 months	52



29. [P14] Please use this space to add any additional comments about Transport and Parking issues

176
Responses

Latest Responses
"There should be more commuter and shopper parking in the Town Ce..."

30. [D1] DESIGN GUIDES The Town Centre is within a Conservation Area but many plans get passed which are not in keeping with our market town and our traditional local architecture. Design Guides will give clarity to developers and help planners ensure that we keep the good buildings we have and that new buildings are appropriate. Design Guides will also enable us to set minimum standards for developers to comply with on all new builds, particularly new housing estates, and set reasonable standards for adaptations to existing properties. We would like to know your views on building and development design issues and how important it is for Design Guides to be included in the Neighbourhood Plan. Is it important for the Neighbourhood Plan to include Design Guides?

Yes	293
No	5
Maybe	33



31. [D2] Are you concerned about protecting and enhancing the street scene within the Biggleswade Conservation Area?

Yes	229
No	22
Maybe	77



32. [D3] If yes, what are your concerns?

169
Responses

Latest Responses

"Design must keep or enhanced the character of the environment in w...

"There are a lot of historic buildings which need to be protected."

33. [D4] Do you have concerns about road widths within new developments?

Yes	228
No	58
Maybe	40



34. [D5] If yes, what are your concerns?

234
Responses

Latest Responses
"They are too narrow for 2 cars to pass & for emergency vehicles."

35. [D6] Are you concerned about any impact on parking if garages or parking spaces are converted for alternative use?

Yes	207
No	49
Maybe	68



36. [D7] If yes, what are your concerns?

206
Responses

Latest Responses
"There wont be enough parking spaces."

37. [D8] Should Design Guides include recommendations for the number of parking spaces per property?

Yes	277
No	12
Maybe	37



38. [D9] If yes, what provisions for parking spaces should be considered for different locations and types of building?

221
Responses

Latest Responses
"Residential minimum of two spaces for each unit plus visitor parking"

39. [D10] Should a Design Guide include provision for the size and scope of extensions?

Yes	103
No	48
Maybe	165



40. [D11] If yes, what provisions for the size and scope of extensions should be considered?

84
Responses

Latest Responses

41. [D12] Are you concerned about reducing garden sizes due to extensions or parking?

Yes	104
No	139
Maybe	81



42. [D13] If yes, what are your concerns?

105
Responses

Latest Responses
"Lack of provision for wildlife"

43. [D14] Are you concerned about the addition of dormer or loft windows to existing properties?

Yes	10
No	282
Maybe	31



44. [D15] If yes, what are your concerns?

26
Responses

Latest Responses
"As long as they enhance the unit"

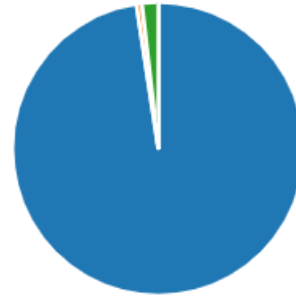
45. [D16] Please use this space to add additional comments relevant to planning design issues

51
Responses

Latest Responses

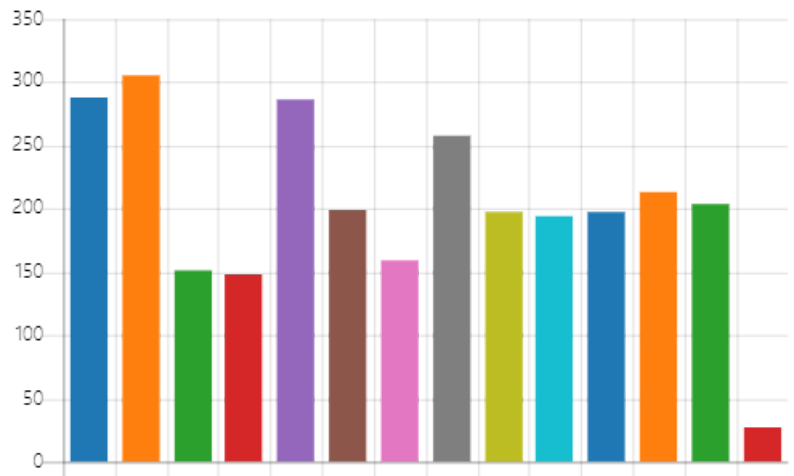
46. [G1] GREEN SPACES The vast majority of land in the parish is either already built on or will be under current plans. However, we are blessed with Biggleswade Common and the Green Wheel and want to protect the remaining green space that we have for the benefit of residents of the town. We would like to know your views on Green Space issues and how important it is for these to be included in the Neighbourhood Plan. Is it important for the Neighbourhood Plan to consider Green Spaces?

Yes	323
No	2
Maybe	6



47. [G2] Which Green Spaces are important to you?

The Common	288
The Green Wheel	306
Drove Road Cemetery	151
Stratton Way Cemetery	148
Riverside Walks	287
Jubilee Wood	199
The Pocket Park	159
Play Areas	257
Franklin Recreation Ground	198
Football Grounds	194
Allotments	198
Wild Flower Meadow	213
Informal Open Spaces	203
Other	27



48. [G3] Do you use Biggleswade Common?



49. [G3a] If yes, what for?

231
Responses

Latest Responses

"Dog walking"

"Walking"

"Walks"

50. [G4] Do you use Biggleswade Green Wheel?



51. [G4a] If yes, what for?

263
Responses

Latest Responses

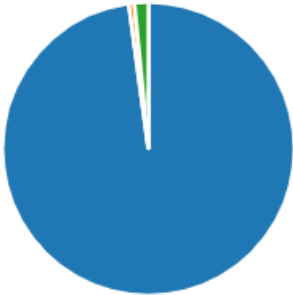
"Dog walking"

"Walking"

"Walks"

52. [G5] Is access to the countryside and green spaces important to you?

Yes	317
No	2
Maybe	5



53. [G6] Is the Public Right of Way and footpath network important to you?

Yes	293
No	2
Maybe	33



54. [G7] If yes, why?

245

Responses

Latest Responses

"To enjoy public pathways/walks "

"Freedom to enjoy countryside"

"I enjoy walking and wildlife"

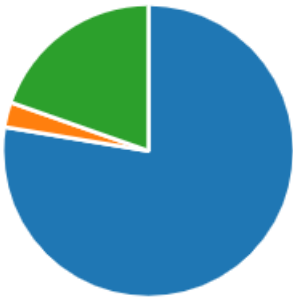
55. [G8] How often do you use public Rights of Way to access green spaces and the countryside?

Daily	78
Weekly	143
Monthly	58
Less than monthly	45



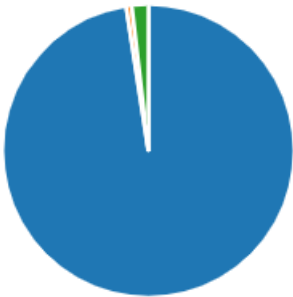
56. [G9] Should agricultural land be protected from development?

Yes	253
No	9
Maybe	64



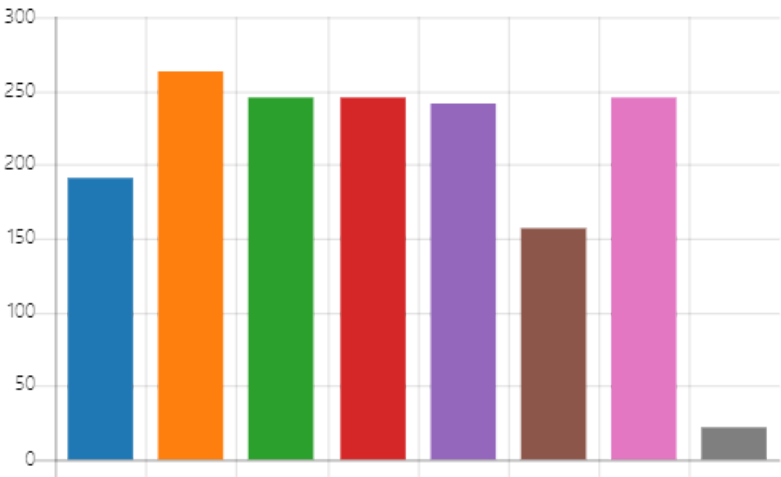
57. [G10] Is it important for future developments to include green spaces accessible to the public?

Yes	320
No	2
Maybe	6



58. [G11] If yes, what should it be used for?

Sports	191
General Recreation	263
Informal open space	246
Country park	246
Play Areas	242
Allotments	157
Woodland	245
Other	22



59. [G12] If there are any specific areas that you think should be allocated for green space, please provide details.

60. [G13] Please use this space to add additional comments relevant to green space issues

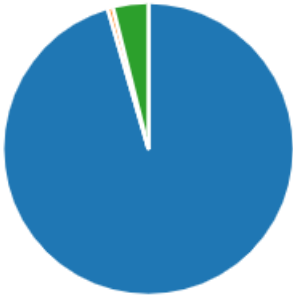
87

Responses

Latest Responses

61. [L1] LEISURE AND RECREATION The lack of leisure facilities in the town is often talked about. With a growing population and the market town catchment area, it is hoped that Biggleswade will become a better prospect for commercial investment in leisure and recreation. The Neighbourhood Plan could identify potential sites and, through engagement with residents of all ages, should help to identify what would be the most welcome facilities/businesses. We would like to know your views on Leisure and Recreation issues and how important it is for these to be included in the Neighbourhood Plan. Is it important for the Neighbourhood Plan to consider Leisure and Recreation?

Yes	316
No	2
Maybe	13



62. [L2] What indoor leisure facilities do you feel are lacking in the town?

260
Responses

Latest Responses
"Cinema, theatre, fine dining, "

63. [L3] Where would you hope to see any new indoor leisure facilities?

Town Centre	176
Existing Green Space	25
Commercial Areas	183
New Development	169
Other	14



64. [L4] What outdoor leisure facilities do you feel are lacking in the town?

212
Responses

Latest Responses

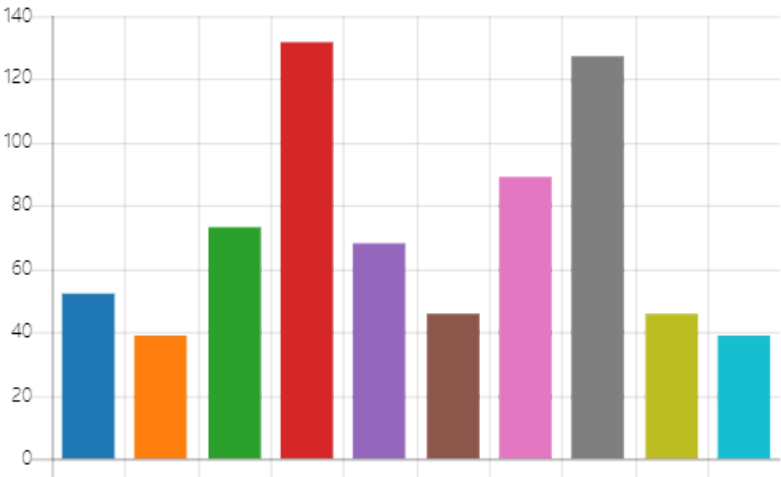
65. [L5] Where would you hope to see any new outdoor Leisure facilities?

Town Centre	78
Existing Green Space	122
Commercial Areas	118
New Development	172
Other	22



66. [L6] Do you think there should be more provision for any of the following sports in Biggleswade?

Cricket	52
Rugby	39
Football	73
Swimming	132
Badminton	68
Bowls	46
Tennis	89
Athletics	127
Hockey	46
Other	39



67. [L7] Do you think that there is a need for any of the following entertainment venues?

Cinema	284
Theatre	184
Ten Pin Bowling	191
Music Venue	160
Other	24



68. [L8] Do you think the town needs more or fewer pubs?

Yes	84
No	113
Maybe	106



69. [L9] Please tell us why

229
Responses

Latest Responses
"More pubs as we've sadly lost the 'local' pubs such as new inn, Stratto..."

70. [L10] Do you think the town needs more or fewer restaurants?

Yes	130
No	93
Maybe	88



71. [L11] Please tell us why

237
Responses

Latest Responses
"Q70 is contradictory and cannot be answered by Y/N. My answer in ..."

72. [L12] What Leisure and Recreation Facilities are required for younger children?

224

Responses

Latest Responses

"A family friendly pub with outdoor play area for kids"

"A soft-play would be nice."

73. [L13] What Leisure and Recreation Facilities do you currently go outside of Biggleswade to use?

274

Responses

Latest Responses

"Children's play areas, forest walks, cinema, bowling, trampolining "

"Soft play, Cinema, Bowling"

74. [L14] If there are any specific areas that you think should be allocated for Leisure or Recreation space, please provide details.

106

Responses

Latest Responses

"On the commercial areas near the retail park"

75. [L15] Please use this space to add additional comments relevant to Leisure and Recreation issues

46

Responses

Latest Responses

76. [O1] OTHER PLANNING PRIORITIES FOR BIGGLESWADE Are there any other planning priorities that you feel should be considered in the Neighbourhood Plan for Biggleswade? We would like to receive your views on any other matters that you consider should be a priority within the context of planning.

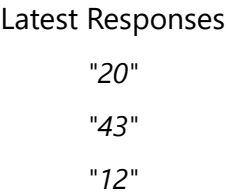
121

Responses

Latest Responses

77. [Y1] ABOUT YOU Your views are valuable to us. It will help us to understand if we are reaching all parts of the community, which is why we would like to know more about everyone who responds, including your postcode. How long have you lived in Biggleswade?

316
Responses

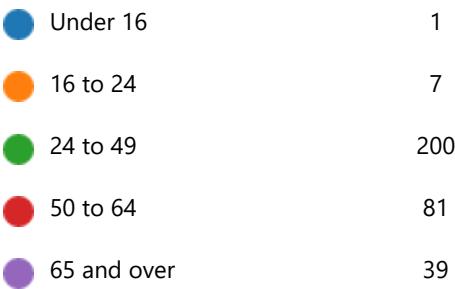


78. [Y2] Your Post Code

331
Responses

Latest Responses

79. [Y3] Your Age



80. [Y4] Do you have children of school age?



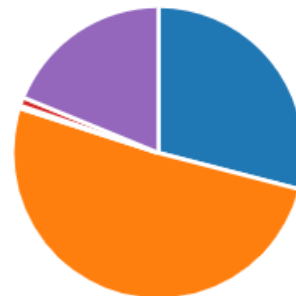
81. [Y5] Are you male or female?

Male	104
Female	220



82. [Y6] Work/Study

Work in Biggleswade	94
Work elsewhere	165
Study in Biggleswade	1
Study elsewhere	3
Not working or studying	61



83. [Y7] Do you own or run a business in Biggleswade?

Yes	38
No	280



84. [S1] DEVELOPING THE NEIGHBOURHOOD PLAN If you would like to receive updates on the Neighbourhood Plan, please indicate here and provide your name, address and email address below. All personal information will be kept safe and treated as confidential by Biggleswade Town Council in accordance with the Neighbourhood Plan Privacy Notice. Would you like to receive updates on the Neighbourhood Plan?

Yes	190
No	141



85. [S2] If you are interested in helping to develop the Neighbourhood Plan, please indicate here and provide your name, address and email address below and let us know any relevant expertise. All personal information will be kept safe and treated as confidential by Biggleswade Town Council in accordance with the Neighbourhood Plan Privacy Notice. Would you be interested in helping to develop the Neighbourhood Plan?

Yes

76

No

255



86. [S3] If you have answered yes to being interested in helping to develop the Neighbourhood Plan, please let us know any relevant expertise here.

58

Responses

Latest Responses

87. [S4] Your name

164

Responses

Latest Responses

88. [S5] Your Address

143

Responses

Latest Responses

89. [S6] Your email address

170

Responses

Latest Responses

90. [GDPR] Neighbourhood Plan Privacy Notice When you attend a consultation event or return a survey or consultation document. The information you provide (personal information such as name, address, email address, phone number) will be processed and stored so that it is possible to contact you and respond to your correspondence and provide information relating to the Neighbourhood Plan. Your personal information will not be shared with any third party. The Councils Right to Process Information: GDPR Article 6 (1) (a) and (e) (Data Protection Act 2018) Processing is with consent of the data subject or Processing is necessary for the performance of a task carried out in the public interest or in the exercise of official authority vested in the controller Information Security: Biggleswade Town Council cares to ensure the security of personal data. We make sure that your information is protected from unauthorised access, loss, manipulation, falsification, destruction or unauthorised disclosure. This is done through appropriate technical measures and relevant policies. We will only keep your data for the purpose it was collected for and only for as long as is necessary. After which it will be deleted. Children: We will not process any data relating to a child (16 and under) without the express parental/ guardian consent of the child concerned. Your Rights: Access to Information: You have the right to request access to the information we have on you. You can do this by contacting our Data Information Officer: town.clerk@biggleswadetowncouncil.gov.uk. Information Correction: If you believe that the information we have about you is incorrect, you may contact us so that we can update it and keep your data accurate. Please contact: town.clerk@biggleswadetowncouncil.gov.uk. Information Deletion: If you wish Biggleswade Town Council to delete the information about you, please contact: town.clerk@biggleswadetowncouncil.gov.uk. Right to Object: If you believe that your data is not being processed for the purpose it has been collected for, you may object: Please contact town.clerk@biggleswadetowncouncil.gov.uk. Rights Related to Automated Decision Making and Profiling: Biggleswade Town Council does not use automated decision making or profiling of personal data. To Sum Up: In accordance with the law, we only collect a limited amount of information about you that is necessary for correspondence, information and service provision. We do not use profiling, we do not sell or pass your data to third parties. We do not use your data for purposes other than those specified. We make sure your data is stored securely. We delete all information deemed to be no longer necessary. We constantly review our Privacy Policies to keep it up to date in protecting your data. Complaints: If you have a complaint regarding the way your personal data has been processed you may make a complaint to Biggleswade Town Council Data Information Officer: town.clerk@biggleswadetowncouncil.gov.uk and the Information Commissioners Office casework@ico.org.uk Tel: 0303 123 1113.

☒ I agree that I have read and u... 331



